

MICRO 5000 PFS and MICRO 6000 Spirometry

with Lilly heated Pneumotach



THE IDEAL CHOICE OF ACCURATE, VALIDATED TRANSDUCERS FOR DESKTOP SPIROMETRY



FEATURING PREVENT®
FLOW SENSOR TECHNOLOGY
ON THE MICRO 5000

- Saves time between patients with no warm-up or recalibration needed between changes and provides maximum infection control
- No moving parts or electronics

The **preVent® flow sensor (PFS)** is based on an **exclusive** design which is small, durable and lightweight. The **preVent® flow sensor** has been validated to meet or exceed the ATS/ERS specifications. It is used worldwide in thousands of labs on MGCD devices and provides accurate testing results with safety and infection control in mind.

- No warm-up or recalibration needed between patients, can be verified with 3L cal syringe at any time to comply to standards.
- Practical Snap-in setup, no moving parts or electronics.

We give you three options for infection control, you make the choice that is right for you!

- 1. Change:** simply change the filter and keep the same preVent® flow sensor.
- 2. Re-Use:** change the flow sensor between patients and replace with disinfected components.
- 3. Dispose:** dispose of the flow sensor after each patient.



MICRO 5000 PFS

Expandable table-top spirometry: reliability, accuracy and modularity in one compact module, based on the PFS technology, the starting point of your complete pulmonary function lab.

Complete basic Spirometry:

Forced Vital Capacity, Slow Vital Capacity, Maximum Voluntary Ventilation and Minute Tidal Ventilation including bronchochallenge testing software.

- Small, compact module.
- Low cost of operation, low maintenance.
- Expir II software suite, with complete operator and patient guidance.

OR ADD AT ANY TIME ONE OF THE BELOW OPTIONS:

Bronchoprovocation & special resistance testing:

- **PROVO4 Provocation System** for automated, software controlled, accurate and safe bronchial provocation testing.
- **RINT**: resistance measurement using interrupter technique, ideal for children.
- **NEP**: this measurement (negative expiratory pressure) is an alternative method to detect expiratory flow limitation, which does not require performance of forced expiratory efforts on the part of the patient, or a body plethysmography test.

Can be combined with the following devices:

ECG, FeNO+, FOT Resmon Pro, BodyBox, HypAir, SpiroAir, Ergocard Professional, Ergocard Clinical.

Respiratory Mechanics testing:

- **MIP/MEP**: maximum inspiratory and expiratory pressure as an indicator of respiratory muscle strength.
- **SNIP**: measurement of the maximal nasal inspiratory pressure using a nasal cannula. A non-invasive indicator of diaphragmatic muscle fatigue.
- **P01**: inspiratory occlusion pressure at 0.1 seconds, for respiratory muscle drive evaluation, even with CO2 stimulation option.
- **Static and dynamic compliance and resistance**: measured by intra-esophageal balloon catheters.



MICRO 6000 Spirometry



Micro 6000, the economical choice, for basic spirometry, clinical trials or just simple office spirometry, based on the well proven *Lilly* heated pneumotachograph.

Complete basic Spirometry:

Forced Vital Capacity, Slow Vital Capacity, Maximum Voluntary Ventilation and Minute Tidal Ventilation including bronchochallenge testing software.

- Includes a built-in complete weather station with pressure, temperature, humidity sensors with direct automatic reading.
- Small, compact module.
- High precision, reliable, accurate, stable gold standard Lilly heated pneumotachograph with, no moving parts.
- Low cost of operation, low maintenance
- Expair II software suite, with complete operator and patient guidance.

Can be combined with the following devices:
ECG, FeNO+, FOT Resmon Pro, BodyBox, HypAir,
SpiroAir, Ergocard Professional, Ergocard Clinical.



OPTIONS: the gold standard Medisoft Body Plethysmograph or HypAir for true lung volumes, FRC, RV & TLC to confirm hyperinflation conditions.

Complete the diagnostic picture with the Resmon Pro Full V3 for accurate pulmonary resistance measurements.

The Resmon Pro Full V3 is a revolutionary and validated Forced Oscillation Technique (Oscillometry) stand-alone device. Get the full picture of asthma, COPD and Post-Covid patients. Testing includes fast (10 breath tidal breathing) assessment of sensitive small airways, lung recruitment and tidal expiratory flow limitation (EFL).



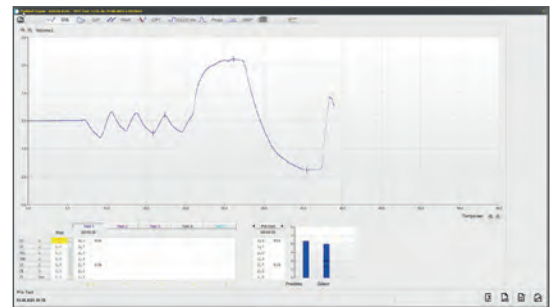
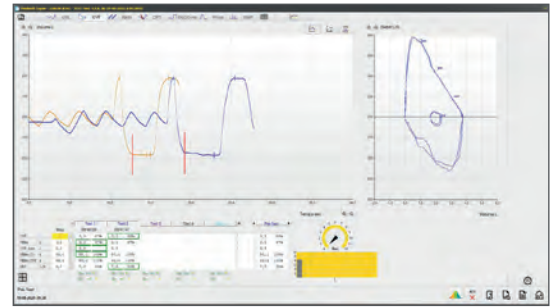
Resmon Pro Full V3 is a product from Restech srl



EXPAIR II, THE MEDISOFT SOFTWARE

The driving force of the Medisoft system is **Expair II**, a powerfully intuitive, user-friendly and complete software package. Available for all Medisoft devices.

- Advanced, powerful database function and electronic storage, full networking, HL7 and MySQL options
- Trend Reporting of any parameter
- New interpretation algorithm based on LLN, ULN, Z-Score and percentile
- Comments and Offline data input such as arterial blood gases
- Online data transfer
- Report designer
- Predicted value editor
- Choice of languages and units of measurement
- Bronchial challenge testing software
- Measurement sequencing configuration
- Full calculation function: display of calculation points with manual correction capability
- Quality control automated software, diagnostic functions and full program control



TECHNICAL SPECIFICATIONS:

Physical Dimensions Micro 5000

(H x W x D) cm 19 x 13 x 29,5
inches 7,5 x 5 x 11,6

Weight: 4,2 Kg / 9,2 lbs

Physical Dimensions Micro 6000

(H x W x D) cm 15 x 9 x 18,6
inches 6 x 3,5 x 7,3

Weight: 1,9 Kg / 4,2 lbs

Power supply: 230 VAC 50 Hz or 115 VAC 60 Hz

Power consumption: 10 VA (module)

Meets all electrical safety requirements: IEC60601-1

Classification: IIa

CE MARK: CE 1434

MDD: 93/42/EC and harmonized standards

Computer interfacing: Windows 10™ Pro
RS232 (Micro 5000) USB (Micro 6000)
with electrical isolation

Ambient conditions for use

Temperature: 10 - 35°C

Relative humidity: 25 to 85 % (non condensed)

Barometric pressure: No restriction



Micro 5000 PFS




Micro 6000 with Pneumotach

Intended users: Medical diagnostic device, Class IIa, should only be used by doctors, physiologists, trained respiratory technicians/nurses or under supervision of such. Data obtained must be interpreted and reported by trained medical staff only.

Part# 1121MIEN

MGC DIAGNOSTICS CORPORATION, through its subsidiary Medisoft SA
350 Oak Grove Parkway, St. Paul, Minnesota USA 55127-8599

 Medisoft S.A. P.A.E de Sorinnes, 1 Route de la Voie Cuivrée
5503 Sorinnes BELGIUM

© 2021 MGC Diagnostics Corporation or one of its affiliates. All rights reserved.

All specifications subject to change without notice. Products may vary from those illustrated.

MGC Diagnostics and its affiliates are equal opportunity/affirmative action employers committed to cultural diversity in the workforce.

