

FeNO+ PFS

NO analyzer



MULTIFUNCTIONAL SYSTEM FOR MEASURING ENDOGENOUS NITRIC OXIDE (NO)



Simple and accurate measurement of exhaled and nasal NO as a marker in respiratory diseases.

Early detection and better management of asthma by targeting the underlying airway inflammation.

FeNO+ device.

A complete and economic solution for the measurement of exhaled and nasal NO.

The first electrochemical NO analyzer that allows both, Spirometry and a comprehensive NO analysis in full conformity with ATS-ERS standards.

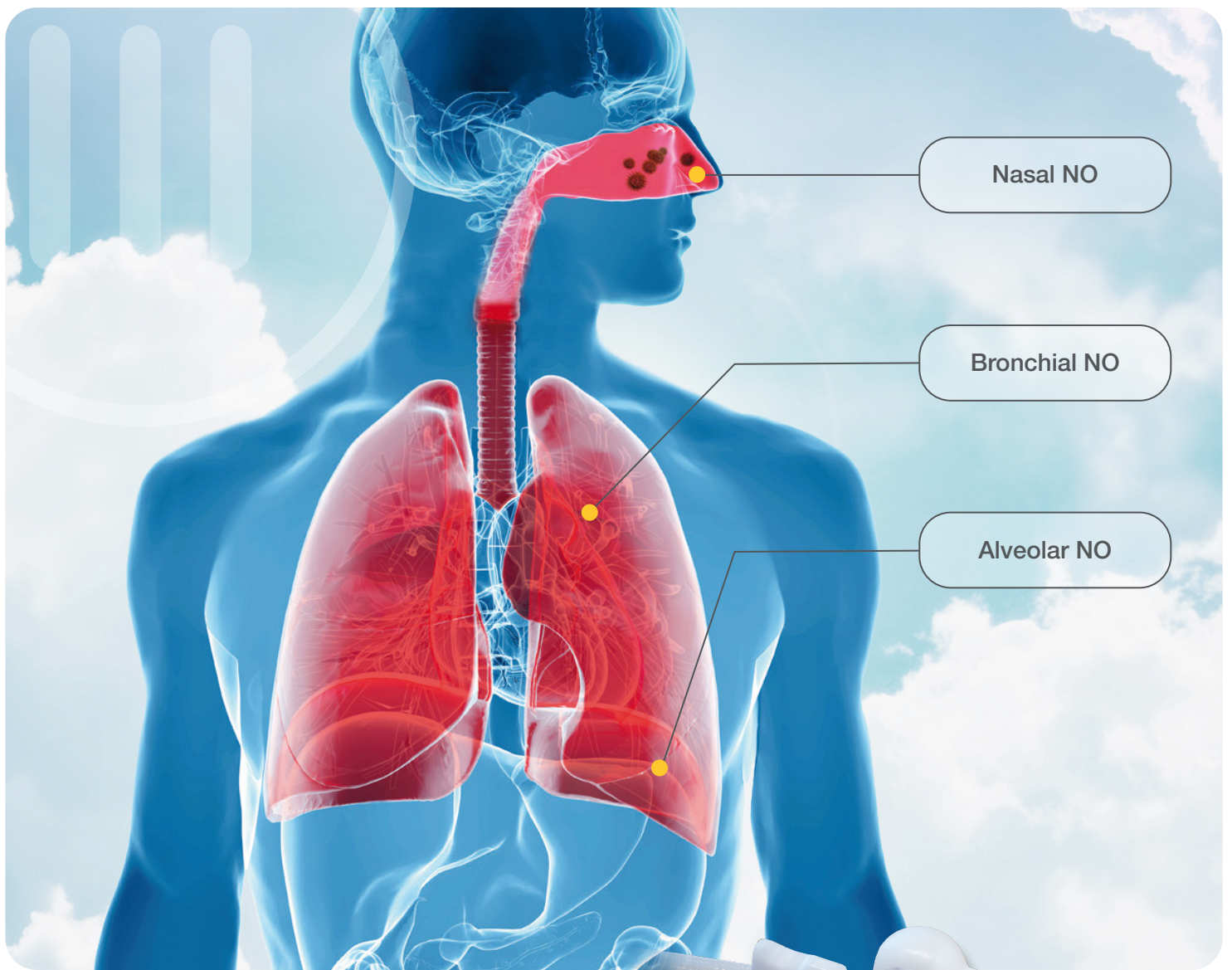


**FEATURING PREVENT®
FLOW SENSOR TECHNOLOGY**

The small, durable and lightweight preVent® flow sensor is used on all systems.

- Saves time between patients with no warm-up or recalibration needed between changes and provides maximum infection control
- No moving parts or electronics





5 testing modes:

- Measurement of bronchial FeNO at standard flowrate (50 ml/s)
- Multi-flow mode (4 levels) with extended analysis of alveolar and bronchial compartments
- Off-line NO analysis
- Nasal NO analysis by 2 sampling methods (optional)
- Spirometry (optional)

Clinical applications:

- Asthma, airway inflammations and air pollution exposures
- Screening of Primary Ciliary Dyskinesia
- Alveolitis associated with systemic autoimmune diseases

The **preVent® flow sensor (PFS)** is based on an **exclusive** design which is small, durable and lightweight. The **preVent® flow sensor** has been validated to meet or exceed the ATS/ERS specifications. It is used worldwide in thousands of labs on MGCD devices and provides accurate testing results with safety and infection control in mind.

- No warm-up or recalibration needed between patients, can be verified with 3L cal syringe at any time to comply to standards.
- Practical Snap-in setup, no moving parts or electronics.

We give you three options for infection control, you make the choice that is right for you!

- 1. Change:** simply change the filter and keep the same preVent® flow sensor.
- 2. Re-Use:** change the flow sensor between patients and replace with disinfected components.
- 3. Dispose:** dispose of the flow sensor after each patient.



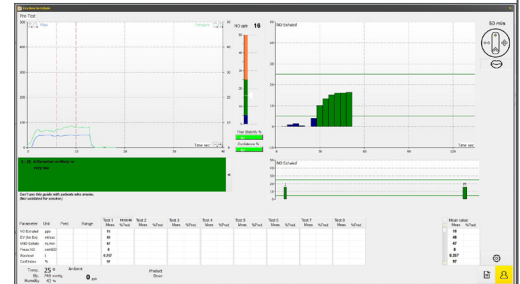


HIGHEST PERFORMANCE

- NO free-gas is guaranteed by a filter
- 4 levels of expiratory flowrate, including the standard flow of 50 ml/s
- Easy, non invasive and fast measurements with software driven guide and on screen bio-feedback
- Incentive mode for small children
- Realtime monitoring of expiratory flowrate and mouth pressure for quality control
- Customisable pseudo-online sampling method that fully captures the ATS standardised protocol
- Mathematical model for estimation of alveolar concentration and maximal bronchial flux of NO
- Reliable method and standardised flow for nasal air sampling
- Full conformity with ATS-ERS standards

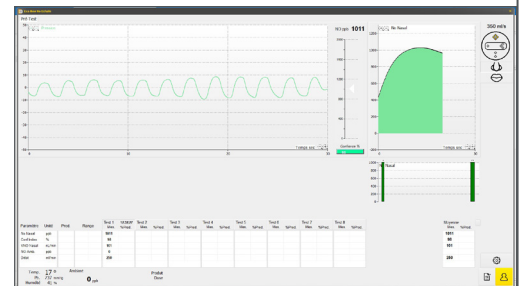
OPTIMAL COST/EFFECTIVENESS

- Lowest running cost (~ 4 € per patient)
- Global software framework (Expair)
- Ideal tool for scientific research
- Long lasting NO sensor, calibration every 6 months



OPTIONAL

- Mobile trolley, with support for printer, keyboard and printer
- Full Spirometry (SVC, FVC, MVV, Pre/Post) with weather station



FULL COMPATIBILITY

- With other devices including; HypAir, BodyBox, SpiroAir, Ergocard, ECG, Micro 5000, Micro 6000, Restech Resmon Pro Full V3 FOT

OPTIONS: complete the diagnostic picture with the Resmon Pro Full V3 for accurate pulmonary resistance measurements. The Resmon Pro Full V3 is a revolutionary and validated Forced Oscillation Technique (Oscillometry) stand-alone device. Get the full picture of asthma, COPD and Post-Covid patients. Testing includes fast (10 breath tidal breathing) assessment of sensitive small airways and lung recruitment.

Combined with FeNO, Resmon Pro Full V3 adds FOT resistance and reactance for a perfect picture of Inflammation and Obstruction in asthma management programs, early detection and medication control over time.



Resmon Pro Full V3 is a product from Restech srl

EXPAIR II SOFTWARE



The driving force of the system is **Expair II**, a powerfully intuitive, user-friendly and complete software package. Available for all devices.

- Advanced, powerful database function and electronic storage, full networking, HL7 and MySQL options
- Trend Reporting of any parameter
- New interpretation algorithm based on LLN, ULN, Z-Score and percentile
- Comments and Offline data input such as arterial blood gases
- Online data transfer
- Report designer
- Predicted value editor
- Choice of languages and units of measurement
- Bronchial challenge testing software
- Measurement sequencing configuration
- Full calculation function: display of calculation points with manual correction capability
- Quality control automated software, diagnostic functions and full program control

Technical Specifications:

Physical Dimensions Module

(H x W x D) cm 21 x 14 x 33
inches 8,3 x 5,5 x 13

Weight: 10 Kg
22 lbs

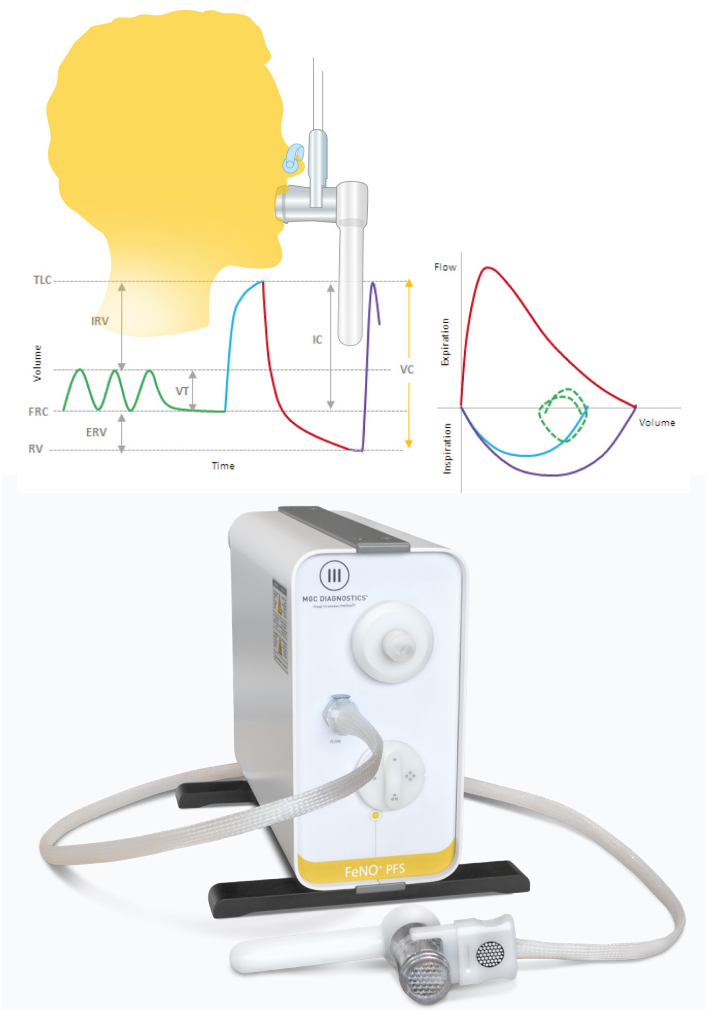
Power supply: 100-240 VAC / 50 - 60 Hz
Power consumption: 75 VA
Warmup time: 20 min.

Meets all electrical safety requirements: EN60601-1
Classification: IIa
CE MARK: CE 1434
MDD: 93/42/EC
and harmonized standards

Computer interfacing: Windows 10™ Pro
USB 2.0 / 3.0


Ambient conditions for use

Temperature: 10 - 35°C
Relative humidity: 25 to 85 % (non condensed)
Barometric pressure: 645 to 795 mmHg



Part#: 0923FEEN

MGC DIAGNOSTICS CORPORATION, through its subsidiary Medisoft SA
350 Oak Grove Parkway, St. Paul, Minnesota USA 55127-8599

 Medisoft S.A. P.A.E de Sorinnes, Rue du Clairon 5
5503 Sorinnes BELGIUM

© 2023 MGC Diagnostics Corporation or one of its affiliates. All rights reserved.

All specifications subject to change without notice. Products may vary from those illustrated.

MGC Diagnostics and its affiliates are equal opportunity/affirmative action employers committed to cultural diversity in the workforce.

 1434